



## 1 KANSAS STATE 31, UCLA 22

September 4 in Manhattan, KS

**Game Notes** - The Bruins opened up the 2010 season on the road in Manhattan, Kansas and fell to the Wildcats 31-22. Held scoreless in the first quarter, UCLA tallied 10 unanswered points to take a 10-7 lead heading into the third. Kansas State charged back in the third quarter to retake the lead after holding UCLA to a field goal and headed into the final period up 17-13. A fourth-quarter touchdown pass from Kevin Prince to Ricky Marvray brought the Bruins to within 24-22, but the comeback fell short as Kansas State scored in the final minute to seal the victory. Tony Dye led the Bruin defense with 15 tackles, while Kai Forbath was 3-for-3 in field goals made.

### Scoring

Kansas State	7	0	10	14	-	31
UCLA	0	10	3	9	-	22

### First Quarter

KS - Thomas, 1-yard run. Cantele converts. (9:04)

### Second Quarter

UCLA - Prince, 11-yard run. Forbath converts. (12:43)

UCLA - Forbath, 44-yard field goal. (7:45)

### Third Quarter

KS - Powell, 28-yard run. Cantele converts. (12:40)

UCLA - Forbath, 35-yard field goal. (7:39)

KS - Cantele, 35-yard field goal. (2:04)

### Fourth Quarter

UCLA - Forbath, 42-yard field goal. (6:28)

KS - Smith, 5-yard pass from Coffman. Cantele converts. (2:03)

UCLA - Marvray, 29-yard pass from Prince. Prince pass fails to convert. (1:19)


KS - Thomas, 35-yard run. Cantele converts. (0:58)

### Statistics

UCLA	Kansas State
17.....First Downs.....	18
37/193.....Carries/Net Yards Rushing.....	54/313
120.....Net Yards Passing.....	64
9/26/2.....Pass Comp/Att/Int.....	12/17/0
63/313.....Total Plays/Total Yards.....	71/377

### Top Individuals

Rushing - Thomas (K) 28-235-2, Powell (K) 6-72-1, Franklin (U) 4-60-0; Receiving - Rosario (U) 3-29-0, Smith (K) 3-14-1; Passing - Prince (U) 9-26-2-120-1, Coffman (K) 11-16-0-66-1; UCLA Tackles - Dye 15, Ayers 11, Chandler 8, Moore 7, Westgate 7, Larimore 7.



## 2 STANFORD 35, UCLA 0

September 11 at the Rose Bowl

**Game Notes** - The Bruins opened up their home schedule against Pac-10 rival Stanford and were dealt a 35-0 loss in the Rose Bowl. UCLA trailed 13-0 at halftime, but struggled to get within striking distance throughout the game. Kai Forbath missed a 49-yard field goal (his first miss within 50 yards in 41 attempts). Stanford then scored 15 points in nine seconds to take a 28-0 lead heading into the fourth quarter. The Cardinal tacked on another touchdown midway through the fourth quarter. Sean Westgate led the defense with 10 tackles, while Johnathan Franklin rushed for 72 yards to pace the offense.

### Scoring

Stanford	10	3	15	7	-	35
UCLA	0	0	0	0	-	0

### First Quarter

STAN - Whalen, 16-yard pass from Luck. Whitaker converts. (9:31)

STAN - Whitaker, 23-yard field goal. (1:33)

### Second Quarter

STAN - Whitaker, 21-yard field goal. (6:49)

### Third Quarter

STAN - Marecic, 1-yard run. Luck pass to Baldwin converts. (0:43)

STAN - Thomas, 21-yard fumble recovery. Whitaker converts. (0:34)

### Fourth Quarter


STAN - Fleener, 3-yard pass from Luck. Whitaker converts. (8:38)

### Statistics

Stanford	UCLA
21.....First Downs.....	15
49/211.....Carries/Net Yards Rushing.....	33/152
151.....Net Yards Passing.....	81
11/24/0.....Pass Comp/Att/Int.....	11/21/2
73/362.....Total Plays/Total Yards.....	54/233

### Top Individuals

Rushing - Taylor (S) 20-81-0, Franklin (U) 11-73-0; Receiving - Rosario (U) 5-44-0, Whalen (S) 4-40-1; Passing - Luck (S) 11-24-0-151-2, Brehaut (U) 5-9-1-42-0, Prince (U) 6-12-1-39-0; UCLA Tackles - Westgate 10, Dye 7, Ayers 7, Moore 7, Larimore 5.



## 3 UCLA 31, HOUSTON 13

September 18 at the Rose Bowl

**Game Notes** - UCLA defeated No. 23-ranked Houston 31-13 for their first win of the season. The Bruins scored 24 unanswered points in the second and third quarters en route to the victory. Johnathan Franklin had a big game for the Bruins as he racked up 158 rushing yards and scored three of UCLA's four touchdowns in the game. Houston opened the scoring with a field goal, but the Bruin defense held them to just those three points for the majority of the game. Patrick Larimore highlighted the defense with 11 tackles, including 3.0 for a loss. Akeem Ayers (77 yd. return) and Rahim Moore (42 yd.) each intercepted a pass.

### Scoring

Houston	3	0	0	10	-	13
UCLA	7	14	10	0	-	31

### First Quarter

HOU - Hogan, 29-yard field goal. (7:44)

UCLA - Franklin, 11-yard run. Forbath converts. (5:54)

### Second Quarter

UCLA - Prince, 2-yard run. Forbath converts. (11:49)

UCLA - Franklin, 1-yard run. Forbath converts. (7:40)

### Third Quarter

UCLA - Forbath, 42-yard field goal. (10:11)

UCLA - Franklin, 12-yard run. Forbath converts. (5:49)

### Fourth Quarter

HOU - Cleveland, 10-yard pass from Broadway. Hogan converts. (11:39)

HOU - Hogan, 31-yard field goal.

### Statistics

Houston	UCLA
19.....First Downs.....	22
30/108.....Carries/Net Yards Rushing.....	51/266
252.....Net Yards Passing.....	99
23/38/2.....Pass Comp/Att/Int.....	9/17/1
68/360.....Total Plays/Total Yards.....	68/365

### Top Individuals

Rushing - Franklin (U) 26-58-3, Thomas (H) 14-52-0; Receiving - James (H) 6-144-1, Marvray (U) 3-34-0; Passing - Prince (U) 8-17-1-99-0, Broadway (H) 5-8-0-84-1, Case (H) 10-18-2-83-0; UCLA Tackles - Larimore 11, Abbott 7, Ayers 5, Hillard 5.



4

UCLA 34, TEXAS 12

September 25 in Austin, TX

**Game Notes** - The Bruins took down a top-25 opponent for the second straight week, this time on the road, as they ran over No. 7 Texas in Austin. The Bruins used a ground attack with much success as the team rushed for 267 yards and three touchdowns en route to victory. Johnathan Franklin had over 100 yards for the second straight game (118), while Derrick Coleman and Kevin Prince also rushed for TDs. The UCLA defense was on fire, tallying two sacks, two forced fumbles and one interception as Sean Westgate led the team with 11 tackles. The Bruins held Texas to 85 yards rushing in the game.

## Scoring

UCLA	0	13	14	7	-	34
Texas	3	0	3	6	-	12

## First Quarter

UT - Tucker, 31-yard field goal. (0:27)

## Second Quarter

UCLA - Marvray, 1-yard pass from Prince. Forbath converts. (11:07)

UCLA - Forbath, 39-yard field goal. (5:32)

UCLA - Forbath, 49-yard field goal. (3:55)

## Third Quarter

UCLA - Franklin, 11-yard run. Forbath converts. (11:25)

UT - Tucker, 34-yard field goal. (2:14)

UCLA - Prince, 38-yard run. Forbath converts. (0:46)

## Fourth Quarter

UT - Kirkendoll, 5-yard pass from Gilbert. Gilbert pass fails to convert. (2:28)


UCLA - Coleman, 29-yard run. Forbath converts. (0:53)

## Statistics

UCLA	Texas
16.....First Downs.....	18
56/264.....Carries/Net Yards Rushing.....	23/85
27.....Net Yards Passing.....	264
5/9/0.....Pass Comp/Att/Int.....	30/45/1
65/291.....Total Plays/Total Yards.....	68/349

## Top Individuals

Rushing - Franklin (U) 19-118-1, Coleman (U) 16-97-1, Monroe (T) 6-51-0; Receiving - Goodwin (T) 6-62-0, Rosario (U) 2-15-0; Passing - Prince (U) 5-8-0-27-1, Gilbert (T) 30-45-1-264-1; UCLA Tackles - Westgate 11, Moore 8, Hilliard 7, Ayers 6, Price 6, Dye 6.



5

UCLA 42, WASHINGTON ST. 28

October 2 at the Rose Bowl

**Game Notes** - UCLA tallied their third straight win and first conference victory of the season after defeating Washington State 42-28 in the Rose Bowl. Johnathan Franklin had a huge game for the Bruins as he rushed for a career-high 216 yards. (third straight game over 100 yards rushing). Derrick Coleman also had a big game as he posted a career-high with 185 yards rushing. Franklin scored one touchdown, while Coleman had three of UCLA's five touchdown runs. Richard Brehaut started for the Bruins in place of Kevin Prince (who was out with an injury) and threw for 128 yards. WSU led 28-20 with 7:16 left to play in the third quarter, but the Bruin offense went in to overdrive, scoring 22 points as they would go on to win the game. UCLA rushed for 437 yards (most by a UCLA team since 1979) and held WSU to just 73 yards on the ground. The defense tallied five sacks during the game, as well as one forced fumble.

## Scoring

Wash. State	0	14	14	0	-	28
UCLA	7	13	8	14	-	42

## First Quarter

UCLA - Franklin, 3-yard run. Forbath converts. (11:05)

## Second Quarter

UCLA - Coleman, 1-yard run. Forbath converts. (13:20)

WSU - Solomon, 9-yard pass from Tuel. Grasu converts. (10:30)

UCLA - Forbath, 33-yard field goal. (7:45)

UCLA - Forbath, 20-yard field goal. (1:51)

WSU - Blackledge, 18-yard pass from Tuel. Grasu converts. (0:13)

## Third Quarter

WSU - Montgomery, 3-yard run. Furney converts. (10:53)

WSU - Montgomery, 1-yard run. Furney converts. (7:16)

UCLA - Coleman, 1-yard run. Embree pass from Brehaut converts. (0:34)

## Fourth Quarter

UCLA - Brehaut, 1-yard run. Forbath converts. (10:08)

UCLA - Coleman, 4-yard run. Forbath converts.

## Statistics

Washington State	UCLA
21.....First Downs.....	27
31/73.....Carries/Net Yards Rushing.....	56/427
311.....Net Yards Passing.....	128
20/37/0.....Pass Comp/Att/Int.....	12/23/0
68/384.....Total Plays/Total Yards.....	79/565

## Top Individuals

Rushing - Franklin (U) 30-216-1, Coleman (U) 15-185-0, Montgomery (W) 12-45-2; Receiving - Wilson (W) 5-118-0, Solomon (W) 6-83-1, Marvray (U) 2-30-0; Passing - Tuel (W) 20-37-0-311-2, Brehaut (U) 12-23-0-128-0; UCLA Tackles - Dye 7, Westgate 6, Hester 5, Carter 5.



6

CALIFORNIA 35, UCLA 7

October 9 in Berkeley, CA

**Game Notes** - UCLA suffered its second Pac-10 loss of the season as they fell to Cal 35-7. The Bears charged out to a 28-0 lead and the Bruins never recovered. UCLA held Cal scoreless in the third quarter and picked up its lone touchdown of the game; an amazing tiptoe catch in the endzone by Christian Ramirez on a pass from Kevin Prince. Cal added on one more score in the fourth to end the game with a 35-7 win. The Bruin rushing offense, which had been on fire in the last three contests, was held to 26 yards, while Cal rushed for 304. Sean Westgate led the defense with 12 tackles, 1 sack and 2.0 tackles for loss.

## Scoring

UCLA	0	0	7	0	-	7
California	14	14	0	7	-	35

## First Quarter

CAL - Vereen, 1-yard run. Tavecchio converts. (10:29)

CAL - Vereen, 4-yard run. Tavecchio converts. (5:56)

## Second Quarter

CAL - Allen, 10-yard pass from Riley. Tavecchio converts. (6:04)

CAL - Riley, 1-yard run. Tavecchio converts. (1:36)

## Third Quarter

UCLA - Ramirez, 6-yard pass from Prince. Forbath converts. (12:31)

## Fourth Quarter

CAL - Jones, 48-yard run. Tavecchio converts. (8:56)


## Statistics

UCLA	California
12.....First Downs.....	22
26/26.....Carries/Net Yards Rushing.....	55/304
118.....Net Yards Passing.....	83
15/37/1.....Pass Comp/Att/Int.....	9/16/0
63/144.....Total Plays/Total Yards.....	71/387

## Top Individuals

Rushing - Vereen (C) 25-151-2, Sofele (C) 13-80-0, Franklin (U) 13-54-0; Receiving - Marvray (U) 5-38-0, Vereen (C) 3-51-0; Passing - Prince (U) 13-31-1-99-1, Riley (C) 9-16-0-83-1; UCLA Tackles - Westgate 12, Dye 10, Larimore 9, Moore 9.





7

OREGON 60, UCLA 13

October 21 in Eugene, OR

**Game Notes** - The Bruins went on the road to Oregon to face off with the No. 1 team in the nation and fell 60-13 in a noisy Autzen Stadium. UCLA could manage only two field goals through the first three quarters of action as the Ducks racked up 60 points and 582 yards on the ground and in the air. After UCLA's initial drive of the contest was thwarted by an interception at the Oregon 10-yard line, the top-ranked Ducks proceeded to score on its next six possessions. The defense gave up 312 yards passing and 270 on the ground. Rahim Moore led the defense with eight tackles in the game.

## Scoring

UCLA	0	3	3	7	-	13
Oregon	15	17	14	14	-	60

## First Quarter

ORE - James, 8-yard run. Beard converts. (9:15)  
ORE - Alston, 1-yard run. Costa rush for 2-point conversion. (3:04)

## Second Quarter

UCLA - Forbath, 25-yard field goal (11:04)  
ORE - Huff, 22-yard pass from Thomas. Beard converts. (10:37)  
ORE - Paulson, 6-yard pass from Thomas. Beard converts (3:34)  
ORE - Beard, 29-yard field goal. (00:42)

## Third Quarter

ORE - Maehl, 3-yard pass from Thomas. Beard converts. (11:23)  
UCLA - Forbath, 48-yard field goal. (5:35)  
ORE - James, 6-yard run. Beard converts. (1:41)

## Fourth Quarter

ORE - Alston, 2-yard run. Beard converts. (13:41)  
ORE - Alston, 2-yard run. Beard converts. (4:46)  
UCLA - Brehaut, 6-yard run. Forbath converts. (1:53)

## Statistics

UCLA	Oregon
19.....First Downs.....	32
47/131.....Carries/Net Yards Rushing.....	40/270
159.....Net Yards Passing.....	312
16/23/1.....Pass Att/Comp/Int.....	24/33/0
70/290.....Total Plays/Total Yards.....	73/582

## Top Individuals

Rushing - James (O) 20-123-2, Franklin (U) 21-69-0; Receiving - Maehl (O) 8-107-1, Carroll (U) 2-38-0; Passing - Thomas (O) 22-31-0-308-3, Brehaut (U) 16-23-1-159-0; UCLA Tackles - Moore 8, Viney 8, Dye 7, Westgate 5, Sloan 5, Ayers 5.

## Second Quarter

AZ - Antolin, 2-yard run. Zendejas kick failed. (14:18)  
AZ - Zendejas, 42-yard field goal. (8:21)  
AZ - Zendejas, 24-yard field goal. (00:00)

## Third Quarter

UCLA - Carroll, 68-yard pass from Brehaut. Forbath converts. (13:31)  
AZ - Nwoko, 1-yard run. Zendejas converts. (6:45)

## Fourth Quarter


UCLA - Smith, 49-yard pass from Brehaut. Forbath converts. (14:24)  
AZ - Zendejas, 30-yard field goal. (1:18)

## Statistics

Arizona	UCLA
32.....First Downs.....	15
52/264.....Carries/Net Yards Rushing.....	28/71
319.....Net Yards Passing.....	228
24/36/1.....Pass Att/Comp/Int.....	13/27/1
83/583.....Total Plays/Total Yards.....	55/299

## Top Individuals

Rushing - Antolin (A) 23-111-1, Franklin (U) 13-44-0; Receiving - Criner (A) 8-127-1 Carroll (U) 3-90-1; Passing - Scott (A) 24-36-1-319-1, Brehaut (U) 13-27-1-228-2; UCLA Tackles - Dye 11, Westgate 10, Moore 9, Dav. Carter 8.



9

UCLA 17, OREGON STATE 14

November 6 at the Rose Bowl

**Game Notes** - After missing two field goals earlier in the game (including one with 1:17 left to play), Kai Forbath kicked the game-winning field goal as time expired to get UCLA back into the win column with a 17-14 victory over the Beavers. The game was tied at 14-all in the fourth quarter as both teams scored touchdowns in the first and third quarters. After Forbath's miss with just over a minute to play, the defense shut down Oregon State, allowing the Bruin offense 48 seconds to work with. Richard Brehaut worked the sidelines and the clock to get in Forbath's range. A last-second Randall Carroll catch was challenged by coach Neuheisel to ensure that one second

be put back on the clock. With the challenge going the Bruins way, Forbath lined up for a 51-yard field goal and drilled it through the uprights as time expired. Jordan Zumwalt led the defense with nine tackles and a sack (one of three for the Bruins in the game), while Johnathan Franklin paced the offense with 100 yards rushing (fourth game this season) and one touchdown.

## Scoring

Oregon St.	7	0	7	0	-	14
UCLA	7	0	7	3	-	17

## First Quarter

UCLA - Brehaut, 7-yard run. Forbath converts. (11:23)  
OSU - Halahuni, 28-yard pass from Katz. Kahut converts. (3:11)

## Third Quarter

OSU - Wheaton, 22-yard run. Kahut converts. (11:20)  
UCLA - Franklin, 1-yard run. Forbath converts. (1:45)

## Fourth Quarter


UCLA - Forbath, 51-yard field goal. (00:00)

## Statistics

Oregon State	UCLA
16.....First Downs.....	21
26/103.....Carries/Net Yards Rushing.....	55/210
164.....Net Yards Passing.....	127
18/26/0.....Pass Att/Comp/Int.....	13/19/1
52/267.....Total Plays/Total Yards.....	74/337

## Top Individuals

Rushing - Franklin (U) 23-100-1, Jacq. Rodgers (OS) 14-63-0; Receiving - Halahuni (OS) 5-60-1, Carroll (U) 6-46-0; Passing - Katz (OS) 18-26-0-164-1, Brehaut (U) 13-19-1-127-0; UCLA Tackles - Zumwalt 9, Westgate 8, Ayers 6.



8

ARIZONA 29, UCLA 21

October 30 at the Rose Bowl


**Game Notes** - The Bruins suffered their third straight loss in a close battle with Arizona as a UCLA comeback fell short. On two consecutive possessions, the Bruins took to the air as Richard Brehaut connected with Randall Carroll on a 68-yard pass play for one score and with Josh Smith on a 49-yard pass to close within 26-21 in the fourth quarter. The Wildcats responded with a touchdown in the final minute to seal the victory at 29-21. Richard Brehaut had a solid day as he threw for 228 yards and two touchdowns. Carroll led the team with three receptions for 90 yards. Tony Dye led the defense with 11 tackles.

## Scoring

Arizona	7	12	7	3	-	29
UCLA	7	0	7	7	-	21

## First Quarter

AZ - Criner, 41-yard pass from Scott. Zendejas converts. (11:24)  
UCLA - Coleman, 11-yard run. Forbath converts. (7:24)



10

WASHINGTON 24, UCLA 7

November 18 in Seattle, WA

**Game Notes** - The Bruins scored first on a 31-yard touchdown run by Johnathan Franklin, but it was all Huskies after that as UW would hold UCLA scoreless through the final three quarters of the contest. UCLA used three different QBs during the game with Richard Brehaut seeing the majority of action, going 5-of-14 for 42 yards, before leaving due to injury. Rahim Moore, Akeem Ayers and Sean Westgate each tallied eight tackles during the game as the Bruin defense held the Huskies to 68 yards passing.

## Scoring

UCLA	7	0	0	0	-	7
WASH	0	7	3	14	-	24

## First Quarter

UCLA - Franklin, 31-yard touchdown run. Forbath converts. (5:20)

## Second Quarter

WASH - Locker, 3-yard run. Folk converts. (5:57)

## Third Quarter

WASH - Folk, 27-yard field goal. (11:06)

## Fourth Quarter

WASH - Richardson, 28-yard interception return. Folk converts. (6:22)

WASH - Polk, 2-yard run. Folk converts (4:24)

## Statistics

UCLA	Washington
10.....	First Downs.....16
36/108.....	Carries/Net Yards Rushing.....41/253
55.....	Net Yards Passing.....68
6/25/3.....	Pass Att/Comp/Int.....10/21/1
61/163.....	Total Plays/Total Yards.....62/321

## Top Individuals

Rushing - Polk (W) 26-138-1, Franklin (U) 18-53-1; Receiving - Kearse (W) 3-17-0, Franklin (U) 2-15-0; Passing - Locker (W) 10-21-1-68-0, Brehaut (U) 5-14-1-42-0; UCLA Tackles - Ayers 8, Moore, 8, Westgate 8, Dye 7, Da. Carter 6.

## Third Quarter

ASU - Weber, 21-yard field goal. (12:51)

ASU - Marshall, 71-yard run. Weber converts (6:25)

UCLA - Rosario, 21-yard pass from Brehaut. Forbath converts. (1:25)

ASU - Miles, 99-yard kickoff return. Weber converts. (1:11)

## Fourth Quarter

ASU - Pflugard, 15-yard pass from Osweiler. Weber converts (13:33)

ASU - Weber, 37-yard field goal (10:59)

ASU - Osweiler, 15-yard run. Weber converts. (3:47)

UCLA - Fauria, 4-yard pass from Brehaut. Forbath converts. (2:55)

## Statistics

UCLA	ASU
30.....	First Downs.....23
30/121.....	Carries/Net Yards Rushing.....32/211
321.....	Net Yards Passing.....384
33/56/1.....	Pass Att/Comp/Int.....28/39/0
86/442.....	Total Plays/Total Yards.....71/595

## Top Individuals

Rushing -Marshall (AS) 17-147-1; Franklin (U) 14-73-0; Receiving - Embree (U) 9-105-0, Lewis (AS) 6-105-0; Passing - Osweiler (AS) 27-36-0-380-4, Brehaut (U) 33-56-1-321-3; UCLA Tackles - Dye 7, Ayers 6, Westgate 5, Price 5, Zumwalt 5.



12

USC 28, UCLA 14

December 4 at the Rose Bowl

**Game Notes** - USC struck first, but the Bruins quickly tied up the game at 7-7 during the first quarter. After a touchdown off of a fumble recovery by the Trojans, USC went into the half up 14-7. The Trojans pushed the lead to 28-7 after back-to-back touchdowns by Allen Bradford. In the closing seconds of the game, Joseph Fauria caught a scoring pass from Richard Brehaut to narrow the gap to 28-14. Johnathan Franklin led the team with 109 rushing yards, while Brehaut was 20-of-35 with 230 yards and one touchdown pass. Tony Dye led the defense with 13 tackles. Dye and Dietrich Riley each tallied an interception during the game.

## Scoring

USC	7	7	0	14	-	28
UCLA	7	0	0	7	-	14

## First Quarter

USC - Ellison, 5-yard pass from Baxter. Houston converts. (4:39)

UCLA - Franklin, 59-yard touchdown run. Forbath converts. (3:47)

## Second Quarter

USC - Smith, 68-yard fumble recovery. Houston converts. (2:31)

## Fourth Quarter

USC - Bradford, 47-yard pass from Barkley. Houston converts. (11:17)

USC - Bradford, 73-yard touchdown run. Houston converts. (3:31)

UCLA - Fauria, 10-yard pass from Brehaut. Forbath converts. (00:23)

## Statistics

USC	UCLA
22.....	First Downs.....17
40/271.....	Carries/Net Yards Rushing.....29/128
203.....	Net Yards Passing.....230
16/28/2.....	Pass Att/Comp/Int.....20/35/1
68/474.....	Total Plays/Total Yards.....64/358

## Top Individuals

Rushing - Bradford (SC) 28-212-1, Franklin (U) 13-109-1; Receiving - Embree (U) 7-76-0, Johnson (SC) 5-36-0; Passing - Brehaut (U) 20-35-1-230-1, Barkley (SC) 15-26-2-198-1; UCLA Tackles - Dye 13, Moore, 8, Marsh 6.



11

ARIZONA STATE 55, UCLA 34

November 26 in Tempe, AZ

**Game Notes** - The Bruins started off strong as they took a 17-0 lead in the first quarter following a 12-yard touchdown run by Richard Brehaut, a 40-yard field goal by Kai Forbath, and a 46-yard touchdown reception by Randall Carroll, but the Sun Devils would answer with 21 straight points. The Bruins closed to 21-20 at the half after another Forbath field goal, but never retook the lead. Behind their backup quarterback, Brock Osweiler, ASU scored 34 more points in the second half and went on to win 55-34. Brehaut had a career day under center as he threw for 321 yards (33-56-1). Taylor Embree tallied 105 receiving yards, while Tony Dye led the defense with

seven tackles. Forbath tied the school record for field goals in a career after kicking a pair during the game.

## Scoring

UCLA	17	3	7	7	-	34
Arizona State	7	14	17	17	-	55

## First Quarter

UCLA - Brehaut, 12-yard run. Forbath converts. (12:06)

UCLA - Forbath, 40-yard field goal. (5:26)

UCLA - Carroll, 46-yard touchdown pass from Brehaut. Forbath converts. (2:33)

ASU - Pflugard, 5-yard pass from Osweiler. Weber converts. (1:16)

## Second Quarter

ASU - Willie, 32-yard pass from Osweiler. Weber converts. (13:38)

ASU - Robinson, 7-yard pass from Osweiler. Weber converts. (1:11)

UCLA - Forbath, 37-yard field goal. (00:00)



## UCLA TEAM

Kickoff Ret. for TD: Matthew Slater vs. Arizona St., 2007 (89 yds)  
 Punt Ret. for TD: Maurice Drew vs. California, 2005 (81 yds)  
 Interception Return for TD: Akeem Ayers vs. Temple, 2009 (2 yds)  
 Scored on a blocked punt (TD): Glenn Love vs. California, 2008 (0 yds)  
 Scored on a blocked punt (safety): Sean Westgate vs. Washington State (2009)  
 Scored on a fumble recovery (TD): Akeem Ayers vs. Arizona State, 2009 (9 yds)  
 Scored on a blocked field goal: Alterraun Verner vs. San Diego State, 2009 (70 yds)  
 Scored on a blocked extra point attempt: Bret Lockett vs. Fresno State, 2008  
 50+ Points: 50 vs. Northwestern, 2005 (50-38)  
 Shutout of a team at home: Oregon, 2007 (16-0)  
 Shutout of a team on road: at Stanford, 1987 (49-0)  
 Overtime Game: Tennessee (27-24 win, 1 ot), 2009  
 Did not allow an opponent touchdown: 2008 vs. Washington State  
 Did not score a touchdown vs. an opponent: 2010 vs. Stanford  
 Did not allow an opponent field goal: 2010 vs. USC  
 Did not score a field goal vs. an opponent: 2010 vs. USC  
 Scored on a two-point PAT: Richard Brehaut to Taylor Embree vs. Washington St., 2010  
 300+ yards rushing: 437 yards vs. Washington State, 2010 (56att/437)  
 400+ yards rushing: 437 yards vs. Washington State, 2010 (56 att/437)  
 Less than 25 yards rushing: 16 at California, 2008 (22 att/16)  
 300+ yards passing: 321 at Arizona State, 2010  
 400+ yards passing: 510 vs. Arizona State, 2005  
 500+ yards passing: 510 vs. Arizona State, 2005  
 Less than 100 yards passing: 55 at Washington, 2010  
 500+ yards total offense: 565 vs. Washington State (437r, 128 p), 2010  
 600+ yards total offense: 624 vs. Stanford (338r, 286p), 2007  
 800+ all-purpose yards: 800 at Miami, 1998  
 Less than 200 yards tot. off.: 163 at Washington, 2010  
 Less than 150 yards tot. off.: 144 at California, 2010  
 Beat a top 25 team at home: Houston, 2010 (No. 23 AP)  
 Beat a top 20 team at home: Tennessee, 2008 (No. 18 AP)  
 Beat a top 15 team at home: Oregon, 2007 (No. 9 AP)  
 Beat a top 10 team at home: Oregon, 2007 (No. 9 AP)  
 Beat a top 5 team at home: USC, 2006 (No. 2 AP)  
 Beat a top 25 team on road: at Texas, 2010 (No. 7 AP)  
 Beat a top 20 team on road: at Texas, 2010 (No. 7 AP)  
 Beat a top 15 team on road: at Texas, 2010 (No. 7 AP)  
 Beat a top 10 team on road: at Texas, 2010 (No. 7 AP)  
 Beat a top 5 team on road: at Washington, 1990 (No. 2 AP)  
 Forced 5+ fumbles: 7 vs. Oklahoma, 2005 (6 vs. USC 1998)  
 Recovered 5+ fumbles: 5 vs. USC, 1998  
 UCLA Made 4 interceptions: 4 at Arizona, 2003  
 UCLA Had 0 turnovers: Arizona State, 2009

## UCLA INDIVIDUAL RUSHING

Rushed for 300+ yards: Maurice Drew, 2004 at Washington (322)  
 Rushed for 200+ yards: Johnathan Franklin vs. Washington State (216)  
 Rushed for 150+ yards: Johnathan Franklin, 2010 vs. Washington State (216)  
 Rushed for 100+ yards: Johnathan Franklin, 2010 vs. USC (109)  
 Pair run for 100+ yds: Johnathan Franklin(216)/Derrick Coleman(185) vs. Wash. State, 2010  
 Had run of 90+ yards: 92 by DeShaun Foster, 2001 vs. Washington  
 Had run of 75+ yards: 83 by Maurice Drew, 2003 vs. Arizona State  
 Had run of 70+ yards: 73 by Derrick Coleman, 2010 vs. Washington State  
 Had run of 60+ yards: 68 by Kevin Prince, 2009 at Washington State  
 Had run of 50+ yards: 59 by Johnathan Franklin, 2010 vs. USC  
 Had 30 rushing attempts: 30 by Johnathan Franklin, 2010 vs. Washington State  
 Had 4+ rushing touchdowns: 5, Maurice Drew at Washington, 2004  
 Had 3 rushing touchdowns: 3, Derrick Coleman vs. Washington State, 2010

## UCLA INDIVIDUAL PASSING

Passed for 300+ yards: Richard Brehaut, 2010 at Arizona State (321)  
 Had 30+ completions: Richard Brehaut, 2010 at Arizona State (33)  
 Had 50+ attempts: Richard Brehaut, 2010 at Arizona State (56)  
 Had 4 touchdown passes: Ben Olson, 2007 at Stanford (5)  
 Threw four interceptions: Kevin Craft, 2008 at California  
 Had 80+ yard pass completion: 91 yds., D. Olson/J. Cowan vs. Arizona State, 2005  
 Had 70+ yard pass completion: 77 yds., B. Olson/J. Cowan at Stanford, 2007  
 Had 60+ yard pass completion: 68 yds., R. Brehaut/ R. Carroll vs. Arizona, 2010  
 Had 50+ yard pass completion: 68 yds., R. Brehaut/ R. Carroll vs. Arizona, 2010

## UCLA INDIVIDUAL RECEIVING

Caught 10+ passes: 11 by Mercedes Lewis at Arizona, 2005  
 Had 100+ yards receiving: 105 by Taylor Embree at Arizona State, 2010  
 Had 150+ yards receiving: 152 by Nelson Rosario at Oregon State, 2009  
 Had 200+ yards receiving: 230 by Craig Bragg vs. Oregon, 2003  
 Pair of Bruins with 100+ yards receiving: Mercedes Lewis(108), Joe Cowan (109), Chris Markey (120) vs. Arizona State, 2005  
 Had 3 touchdown catches: 3 by Mercedes Lewis vs. Arizona, 2004  
 Had 4 touchdown catches: 4 by J.J. Stokes vs. Washington, 1993  
 Had 80+ yard reception: 91 by Joe Cowan vs. Arizona State, 2005

## UCLA INDIVIDUAL DEFENSE

Had 15+ tackles: 15 by Tony Dye at K-State, 2010; 20 by Reggie Carter at BYU, 2008  
 Had more than 20 tackles: 21 by Eric Turner vs. Oregon, 1989  
 Had 2+ interceptions: Rahim Moore (2) at Arizona, 2009  
 Had 5+ tackles for loss: Robert Thomas (5) vs. Ohio State, 2001  
 Had 4+ sacks: Brendon Ayanbadejo (4) vs. USC, 1998  
 Blocked a punt: Dalton Hilliard at Arizona State, 2010  
 Blocked a PAT: Jerzy Siewierski at Arizona, 2009  
 Blocked a field goal: Jerzy Siewierski vs. Oregon, 2009

UCLA recorded a safety: vs. Temple, 2009

## UCLA MISCELLANEOUS

Indiv. Scored 4+ TDs: 5 by Maurice Drew vs. Cal, 2005 (3 rush, 1 pass, 1 punt ret.)  
 Indiv. kicked 50-yd. FG: 51 by Kai Forbath vs. Oregon State, 2010  
 Indiv. made 4+ field goals in a game: 4 by Kai Forbath vs. California, 2009  
 Indiv. made 5+ field goals in a game: 5 by Nate Fikse vs. Stanford, 2002  
 Indiv. attempted 5+ field goals in a game: 5 by Kai Forbath at Tennessee, 2009  
 Indiv. Returned Blocked FG for TD: Alterraun Verner vs. San Diego State, 2009  
 Indiv. Returned Blocked PAT for score: Bret Lockett vs. Fresno State, 2008  
 Indiv. punted 10+ times: Aaron Perez, 10 vs. USC, 2008  
 Indiv. 5+ punts downs inside the 20: 5 by Chris Sailer at Houston, 1998  
 Indiv. had 80+ yard intercept. ret.: 89 by Alterraun Verner vs. Arizona, 2006  
 Indiv. had 100+ rushing and receiving yds: Skip Hicks vs. U.Wash., 1997 (147 rush./106 receiving)  
 Scored four TDs in one quarter: fourth quarter at Oregon State, 2007  
 Scored 40+ points in one half: first half vs. Rice, 2005 (49)  
 Scored 50+ points in one half: first half vs. Colorado, 1980 (56)  
 Rallied from 20-point deficit: 2005 vs. Northwestern (0-22 in first quarter)  
 Played a game in the rain: 2007 at Oregon State  
 Played a game in the rain at home: 1982 vs. Oregon  
 Played a game in 100° degree temperature: 2009 vs. Cal (100°)

## OPPONENT TEAM

Kick return for touchdown: Jamal Miles at Arizona State, 2010 (99 yds)  
 Punt return for touchdown: Marlon Moore, Fresno State, 2008 (63 yds)  
 Interception return for touchdown: Q. Richardson, Washington (28 yds)  
 Scored upon by a blocked punt (TD): Lawrence Timmons, Florida St., 2006 (25 yards)  
 Scored on a fumble recovery (TD): Malcolm Smith, USC, 2010 (68 yards)  
 Scored on a safety: Tennessee, 2009  
 Scored on a failed extra point attempt: none  
 Scored on a two-point conversion: Oregon, 2010  
 50+ points scored: 55 at Arizona State, 2010  
 Shutout at home: 2010 by Stanford (0-35)  
 Shutout on road: 2008 at BYU (0-59)  
 Rushed for 300+ yards: at California, 2010 (304)  
 Rushed for less than 25 yards: at Arizona State, 2008 (21)  
 Passed for 400+ yards: Washington State, 2006 (405)  
 Passed for less than 100 yards: at California, 2010 (68)  
 Had 500+ yards total offense: at Arizona State, 2010 (595)  
 Had 600+ yards total offense: USC, 2005 (679)  
 Had less than 200 yards total off.: 181 by Washington State, 2009  
 Had less than 150 yards total off.: 122 by Arizona State, 2008  
 Had less than 100 yards total off.: 42 by Arkansas, 1989  
 Forced UCLA to have 5+ Turnovers: Notre Dame, 2007 (7)  
 Intercepted four UCLA passes: California, 2008 (4)  
 Intercepted five UCLA passes: Washington State, 2001 (5)

## OPPONENT INDIVIDUAL RUSHING

Rushed for 250+ yards: Reggie Bush, USC, 2005 (260)  
 Rushed for 200+ yards: Allen Bradford, USC, 2010 (212)  
 Had run of 75+ yards: Jahvid Best, California, 2009 (93)  
 Had run of 50+ yards: Allen Bradford, USC, 2010 (73)  
 Had 40+ rushing attempts: Jerome Harrison, Washington State, 2004 (42)  
 Had 35+ rushing attempts: Dwight Tardy, Washington State, 2007 (37)

## OPPONENT INDIVIDUAL PASSING

Passed for 400+ yards: Alex Brink, Washington State, 2006 (405)  
 Had 25+ completions: Brock Osweiler at Arizona State, 2010 (27)  
 Had 50+ attempts: Max Hall, BYU, 2007 (52)  
 Completed a pass for 75+ yards: 78 by Brock Osweiler, at Arizona State  
 Completed a pass for 50+ yards: 78 by Brock Osweiler, at Arizona State  
 Had 4+ touchdown passes: Jake Locker (4), Washington, 2007

## OPPONENT INDIVIDUAL RECEIVING

Caught 10+ passes: James Rodgers, Oregon State, 2009 (10)  
 Had 100+ yards receiving: Deantre Lewis at Arizona State, 2010 (105)  
 Had 150+ yards receiving: Mike Hass, Oregon State 2005 (199)  
 Had 200+ yards receiving: Troy Walters, Stanford, 1999 (278)  
 Had 3 TD catches: Derek Hagan, Arizona State, 2004 (3)

## OPPONENT DEFENSE

Had 15+ tackles: Malcolm Smith, USC, 2009 (15)  
 Had 2 interceptions: Marcus Ezeff, California (2)  
 Had 3 sacks: Stephen Paea, Oregon State, 2009 (3)  
 Blocked a punt: USC, 2008  
 Blocked a field goal: BYU, 2008  
 Blocked a PAT: San Diego State, 2009

## OPPONENT MISCELLANEOUS

Scored four touchdowns: Ron Dayne, 1998 Rose Bowl, (4)  
 Kicked 50+ yard field goal: Thomas Weber, Arizona State, 2007 (53)  
 Made five field goals: USC, 2004  
 Returned blocked field goal for score: Oregon State, 2002  
 Scored on blocked punt: Florida State, 2006  
 Returned fumble for score: USC, 2010  
 Returned Interception for score: USC, 2009  
 Returned a PAT for score: none



## UCLA Alumni Banking from Bank of America. Bank wherever, whenever, however you want.

### Personal checking that shows your pride.

- **Get the UCLA Alumni Association logo** featured on your debit card and checks to show your pride and generate contributions to the UCLA Alumni Association with qualifying debit card purchases.\*
- **Our ATMs** are where you need them. No deposit slip or envelope required. Just feed your cash or check right into the ATM. With over 18,000 ATMs and 5,900 banking centers, there's bound to be one near you.
- **Online and Mobile Banking\*** provides secure access to your money wherever you are. Manage your account, check balances, transfer funds and set up email and Text Alerts.†

### A credit card that shows your pride.

- **Show your pride by using the UCLA Alumni credit card** on your everyday purchases.♦
- **Earn 1 point for every \$1 you spend** in net retail purchases.
- **Redeem your points for great rewards** like unlimited cash, travel, merchandise, unique adventures and more.
- **Our \$0 Liability Guarantee** means you're not responsible for fraudulent charges on your credit or debit card. There's less hassle and fraudulent charges are credited back to your account as soon as the next day.▼

**To open your new checking or credit card account, visit  
[bankofamerica.com/UCLA](http://bankofamerica.com/UCLA) or your local Bank of America.**

**Bank of America** 

★ Standard check order fees apply.

\* Web access is needed to use Mobile Banking. Check with your wireless carrier for fees that may apply. Mobile Banking is available to Online Banking enrollees only. All terms applicable to Online Banking apply to Mobile Banking. Must have Transfers and Bill Pay set up previously in Online Banking to use these functions in Mobile Banking. Not available with accounts in Washington and Idaho.

† Alerts received as text messages on your mobile access device may incur a charge from your mobile access services provider. Alerts are not available for accounts located in Washington or Idaho.

♦ For information about the rates, fees and other costs and benefits associated with the use of this Rewards card, or to apply, go to the website listed above, call 1.866.438.6262, visit a Bank of America banking center or write to P.O. Box 15020, Wilmington, DE 19850. This credit card program is issued and administered by FIA Card Services, N.A. Visa is a registered trademark of Visa International Service Association, and is used by the issuer pursuant to license from Visa U.S.A., Inc. MasterCard is a registered trademark of MasterCard International Incorporated, and is used by the issuer pursuant to license. Bank of America and the Bank of America logo are registered trademarks of Bank of America Corporation.

▼ The \$0 Liability Guarantee covers fraudulent purchases and payments made by others using your Bank of America credit and debit cards. To be covered, report purchases made by others promptly, and don't share personal or account information with anyone. Access to funds next business day in most cases, pending resolution of claim. Consult customer and account agreements for full details.

By opening and/or using these products from Bank of America, you'll be providing valuable financial support to the UCLA Alumni Association.

A specialty account setup fee may apply to UCLA Alumni deposit accounts opened in banking centers and over the phone in some states. Other accounts and services, and the fees that apply to them, vary from state to state. Please review the information for your state in the Personal Schedule of Fees (at [www.bankofamerica.com/feesatagance](http://www.bankofamerica.com/feesatagance) or at your local banking center) and in the Online Banking Service Agreement at [www.bankofamerica.com/serviceagreement](http://www.bankofamerica.com/serviceagreement).

Bank of America, N.A. Member FDIC. ©2011 Bank of America Corporation

AR2174S2 1.6.2011

AD-05-11-0751